

Dear Families,

4/27/2020

Included in your child's learning packet, you will find several worksheets for your child to complete as well as some other fun activities.

This week, we're going to be using the theme "BEARS." Below you will find links that you can plug into your computer for your student's enjoyment. I suggest that they watch these videos prior to working on their lessons, but allow them to watch them more than once if they're interested! All students should be very familiar with the book, "We're Going on a Bear Hunt" from work we've previously done in class. The first link will take you to youtube, where your child can sit in on a reading of the story. The second link is a song that is based on the book. Students will be encouraged to move around and go on their own imaginary bear hunt along with the song.

**Extended activities:**

Included in your packet you will find some teddy grahams, two square graham crackers, and some icing. Have your child use their icing to create a "tent" for their cookie bears. This is a great activity to practice fine-motor skills, and it's yummy too! Using the bears, you can talk to your child about key concepts such as over and under, inside and out (using the bear tent), you can count the bears and use them to add and subtract as well.

If you have a stuffed bear, you can hide it throughout the house and have your child go on their very own bear hunt. You can do this many times with different levels of difficulty.

I hope you enjoy this week's activities. I definitely had fun preparing them!

Kind Regards,

Jen

Link to "We're Going on a Bear Hunt" story:


<https://www.youtube.com/watch?v=Waoa3iG3bZ4>

Link to "We're Going on a Bear Hunt" song:

[https://www.youtube.com/watch?v=5\\_ShP3fiEhU](https://www.youtube.com/watch?v=5_ShP3fiEhU)

Name \_\_\_\_\_

Trace on the dotted lines to finish the picture.



# NUMBERS SCAVENGER HUNT

Activity for preschool



- Find 1 stuffed animal.
- Find 2 books.
- Find 3 spoons.
- Find 4 pillows.
- Find 5 doors.
- Find 6 crackers.
- Find 7 shoes.
- Find 8 blocks.
- Find 9 pennies.
- Find 10 crayons.





Name \_\_\_\_\_

Cut and Paste



# Alphabet Match

Cut out the lowercase letters.

Paste them by the matching uppercase letters.

A

E

B

F

C

G

D

H

d

f

g

b

a

c

e

h



## Letter Concepts




Name the letters in each row.

Circle the letters that match the first letter in each row.

M	M	N	W	M	N
K	K	X	X	K	K
L	I	L	I	I	L
T	F	T	F	T	F
U	U	V	U	U	V
H	H	K	H	H	K

## Match the Bears

Draw a line from the bear on the left to the matching bear on the right.

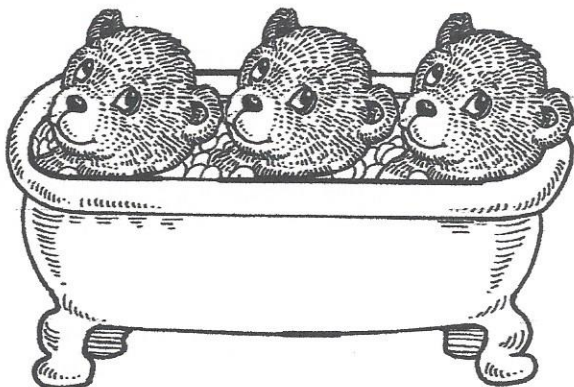




Name \_\_\_\_\_

## Bears in the Bathtub

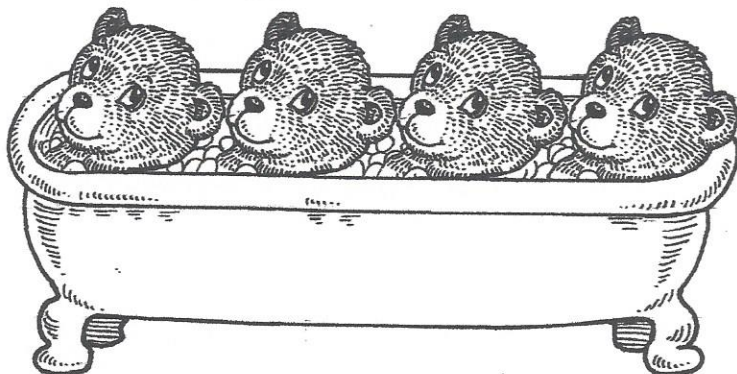
Count the bears in each bathtub. Write the number on the line next to each bathtub.  
Color the bathtub with the most bears. That is the longest bathtub!



This bathtub is  
\_\_\_\_\_ bears long.



This bathtub is  
\_\_\_\_\_ bear long.



This bathtub is  
\_\_\_\_\_ bears long.



This bathtub is  
\_\_\_\_\_ bears long.